



LOADING ARMS, ACCESSORIES & REPAIR KITS











Strick Equipment is a Distributor for OPW Loading Arms, Accessories and Repair Kits. Please call the office at 1-877-737-4690 for assistance in ordering any of these items for your Bulk Plant application.

RHINO TUFF TANKS



Rhino Tuff Tanks are available in several sizes of Gravity Feed or Pump systems. Please call the office at 1-877-737-4690, and we will email you a mini catalog with descriptions and prices.

SWIVEL JOINTS




		MODEL #	PREFERRED	
<p>OPW Swivel Joints All Shown as 3600 series Cast Aluminum, except Styles 10 and 80 Female NPT both ends</p> <div style="display: flex; justify-content: space-around;"> <div style="text-align: center;">  <p>Style 10 3 Planes of Rotation (not Available in Aluminum)</p> </div> <div style="text-align: center;">  <p>Style 20 1 Plane of Rotation</p> </div> </div> <div style="display: flex; justify-content: space-around; margin-top: 20px;"> <div style="text-align: center;">  <p>Style 30,34,35 1 Plane of Rotation</p> </div> <div style="text-align: center;">  <p>Style 40,44,45 1 Plane of Rotation</p> </div> </div> <div style="display: flex; justify-content: space-around; margin-top: 20px;"> <div style="text-align: center;">  <p>Style 50,56,58 2 Planes of Rotation</p> </div> <div style="text-align: center;">  <p>Style 60 2 Planes of Rotation</p> </div> </div> <div style="display: flex; justify-content: space-around; margin-top: 20px;"> <div style="text-align: center;">  <p>Style 70,76,78 2 Planes of Rotation</p> </div> <div style="text-align: center;">  <p>Style 80 3 Planes of Rotation (not Available in Aluminum)</p> </div> </div> <p>All swivels shown above are the 3600 aluminum series. Repair kits are available for all OPW swivels. Contact us for pricing</p> <p>OPW Engineered Systems fabricated and cast ball bearing swivel joints offer many outstanding features that contribute to their dependability and long life. Quality construction standards include precision machining and 100% penetration welding by certified welders. OPW swivel joints allow you to construct a metal piping system that is moveable, flexible and reliable.</p> <p>Also available in stainless steel, carbon steel, cast bronze and ductile iron. Call for details!</p>		Style 20	1 1/2" 27-3620-0151	\$ 237.60
		Style 20	2" 27-3620-0201	\$ 353.76
		Style 20	3" 27-3620-0301	\$ 448.80
		Style 20	4" 27-3620-0401	\$ 557.92
		Style 30	1 1/2" 27-3630-0151	\$ 279.84
		Style 30	2" 27-3630-0201	\$ 378.40
		Style 30	3" 27-3630-0301	\$ 486.64
		Style 30	4" 27-3630-0401	\$ 577.28
		Style 40	1 1/2" 27-3640-0151	\$ 337.92
		Style 40	2" 27-3640-0201	\$ 353.76
		Style 40	3" 27-3640-0301	\$ 566.72
		Style 40	4" 27-3640-0401	\$ 704.88
Style 50	1 1/2" 27-3650-0151	\$ 509.52		
Style 50	2" 27-3650-0201	\$ 625.68		
Style 50	3" 27-3650-0301	\$ 804.32		
Style 50	4" 27-3650-0401	\$ 1,176.56		
Style 60	1 1/2" 27-3660-0151	\$ 454.96		
Style 60	2" 27-3660-0201	\$ 650.32		
Style 60	3" 27-3660-0301	\$ 767.36		
Style 60	4" 27-3660-0401	\$ 1,045.44		
Style 70	1 1/2" 27-3670-0151	\$ 562.32		
Style 70	2" 27-3670-0201	\$ 650.32		
Style 70	3" 27-3670-0301	\$ 878.24		
Style 70	4" 27-3670-0401	\$ 1,299.76		

TCS BULK PLANT METERS



Strick Equipment is a Distributor for TCS Bulk Plant Meters. Several models and sizes available. Please call the office at 1-877-737-4690 for pricing and availability.

DECKO PUMPS AND IMPELLERS

Decko Pump	MODEL #	PREFERRED
 <p>This is the original Simer impeller pump used for years in the petroleum industry to transfer fuel or water from small tanks and sumps. It can be easily mounted on a channel iron or wooden base using a 2 piece coupling and a foot mounted motor. The pump is available in 3/4" (BP20X) or 1" (BP21X) with the X signifying an impeller suitable for fuel.</p>	<p>52-BP20X 3/4" Up to 15 GPM</p>	<p>\$ 258.29</p>
 <p>Kit includes impeller, shaft and body gasket. 52-53X fits BP20X, 52-63X fits BP21X</p>	<p>52-BP21X 1" Up to 28 GPM</p>	<p>\$ 338.18</p>
	<p>52-53X</p>	<p>\$ 56.59</p>
<p>The Bull Dog incorporates a Simer impeller pump with 1/2 HP GE commercial grade motor, 8' grounded power cord, base, coupling and guard for a system that is easy to carry and quick to set up. Just add quick couplers and 1" suction and discharge hoses. The Bull Dog is capable of up to 28 GPM and can handle most corrosive and flammable liquids, as well as water up to 180*</p>	<p>52-63X</p>	<p>\$ 71.72</p>
	<p>52-90000 Non-explosion Proof</p>	<p>\$ 1,144.93</p>
	<p>52-91000 Explosion Proof</p>	<p>\$ 1,958.53</p>



Leaders in Fluid Handling Solutions

Toll Free: 1-877-737-4690

www.strickequipment.com

J 5



Leaders in Fluid Handling Solutions

Toll Free: 1-877-737-4690

www.strickequipment.com

J 6

NOTES

PLEASE USE THIS PAGE TO KEEP TRACK OF YOUR MOST POPULAR ITEMS ORDERED AND THEIR PART NUMBERS

A large, empty rectangular box with a black border, intended for handwritten notes or tracking of popular items ordered.